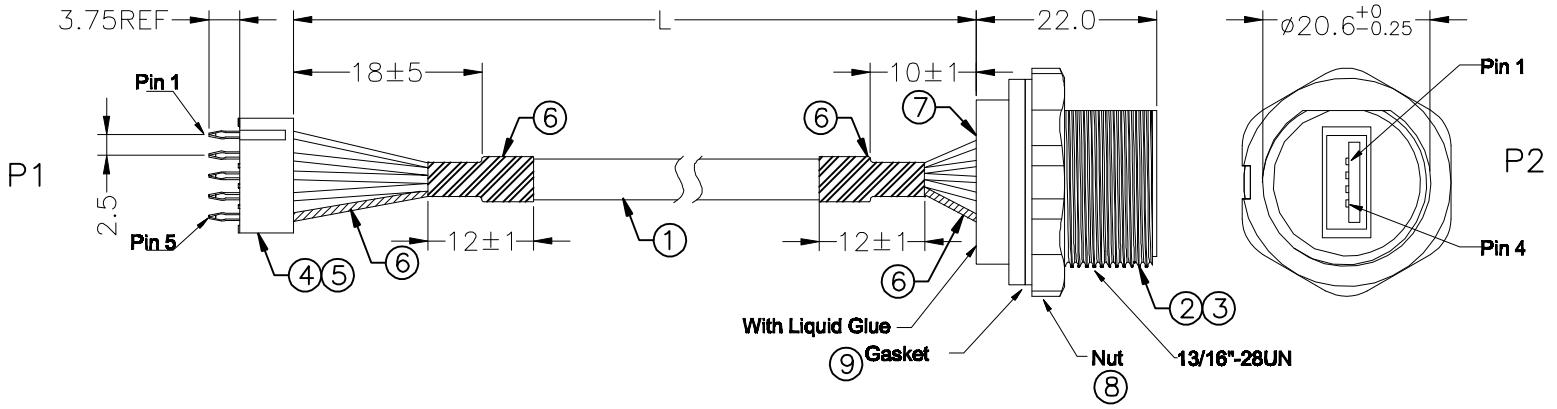
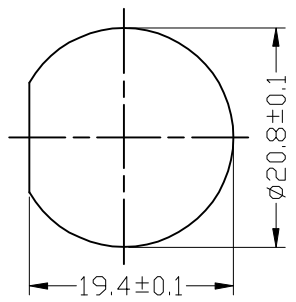


REV	DESCRIPTION	DATE	APPROVED
S0	CREATED DRAWING	2017/08/16	EUGENE
S1	UPDATE DRAWING	2017/12/27	HSM



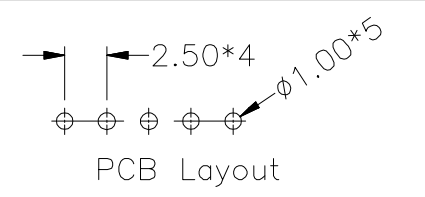
**Recommended Panel Cut-Out**



CUSTOMER NO	SGN NO	ORDER NO.	L(mm)
A-USB-APFS	SGNYD1708027-20	940104-04-001	50±10
A-USB-APFS-150	SGNYD1708027-21	940104-04-005	150±10
A-USB-APFS-200	SGNYD1708027-22	940104-04-006	200±10

TESTING CONDITIONS:  
 1. VOLTAGE:300V DC/0.01S.  
 2. INSULATION RESISTANCE: 10 Mohms min.  
 3. CONDUCTIVE RESISTANCE: 5 Ohms max.  
 4.100% OPEN AND SHORT ELECTRICAL TEST.

\*ALL MATERIALS ARE RoHS COMPLIANT.



PCB Layout

ITEM	Q'TY	UNIT	SPECIFICATION
⑨	1	PCS	N/A Gasket(SGR01013)
⑧	1	PCS	N/A NUT PA66 BLACK (SGJ01054)
⑦	3	g	GL00002 Black glue A/B (ethoxyline resin)
⑥	2	PCS	N/A BLACK HEAT SHRINKABLE CASING
⑤	5	PCS	N/A TERMINAL:PHOSPHOR BRONZE. TIN-PLATED JWT:B2512TOP-2(COPY)
④	1	PCS	N/A HOUSING: PH2.5MM 5PIN JWT:B2512H00-05P (COPY)
③	1	SET	N/A 13/16"-28UN HOUSING ABS BLACK (SGJ01056)
②	1+1	PCS	N/A USB A/F CONNECTOR BLACK+USB AF PCB
①	1	PCS	YDCA0071 USB 2.0 28AWG*1P+24AWG*2C+AL.MY+D+B JACKET BALCK PVC OD=5.0mm (UV RESISTANT)

WIRE LIST

P1	PAIR	COLOR	P2
1	---	RED	1
2	XX	WHITE	2
3	XX	GREEN	3
4	---	BLACK	4
5	---	DRAIN	SHELL



Shenzhen Signal Electronics Co., LTD

DRAWN BY	DATE
CHECKED BY	DATE
APPROVED BY	DATE

TITLE		REV.
5PIN HOUSING TO USB2.0 AF CABLE		
SGN NO	SEE TABLE	
DWG NO		
CUSTOMER	SEE TABLE	S1
TOLERANCES ARE:	THIRD ANGLE PROJECTION	
DECIMALES .x ±0.5	ANGLES .x' ±2.0'	SIZE: A4 UNITS: mm
.xx ±0.20	.x' ±1.0'	SCALE: SHEET: 1 OF 1

THE INFORMATION CONTAINED IN THIS DRAWING IS THE SOLE PROPERTY OF SIGNAL COMPANY. ANY REPRODUCTION IN PART OR WHOLE WITHOUT THE WRITTEN PERMISSION OF SIGNAL COMPANY IS PROHIBITED.